



We are very excited about you becoming a Richland Champion! Here are a few ideas and tips to help you get ready over the summer and to make your start to school a success! Please feel free to contact us with any questions, and “Gooooo Champions!”

Your teacher will call you a few days before school begins to introduce themselves and give details for Meet The Teacher and the first day of school.



# What to bring to Kindergarten:

Please bring the following items to school every day, including the first day of school! Please be sure to label all personal belongings with your child's name and leave your toys at home!

- Backpack – large enough to carry your rest towel/blanket, a folder, snack, etc.
- Sturdy water bottle with your name on it
- Rest towel/blanket your child can fold and place in his/her backpack
- Snack – please bring healthy choices that are ready to eat (example, peeled orange slices, cut carrots, or crackers) and no juice
- Wear tennis shoes every day!
- Be sure to bring your smile! 😊



# Getting Ready for Kindergarten:

To help your child get ready for Kindergarten, here are a few things you can work on at home this summer.

## \*Letter Recognition

Attached you will find an alphabet chart for your child to practice learning the names of each letter.

## \*Color Recognition

Help your child learn basic colors: red, blue, yellow, pink, white, green, purple, orange, brown and black.

## \*Name Writing

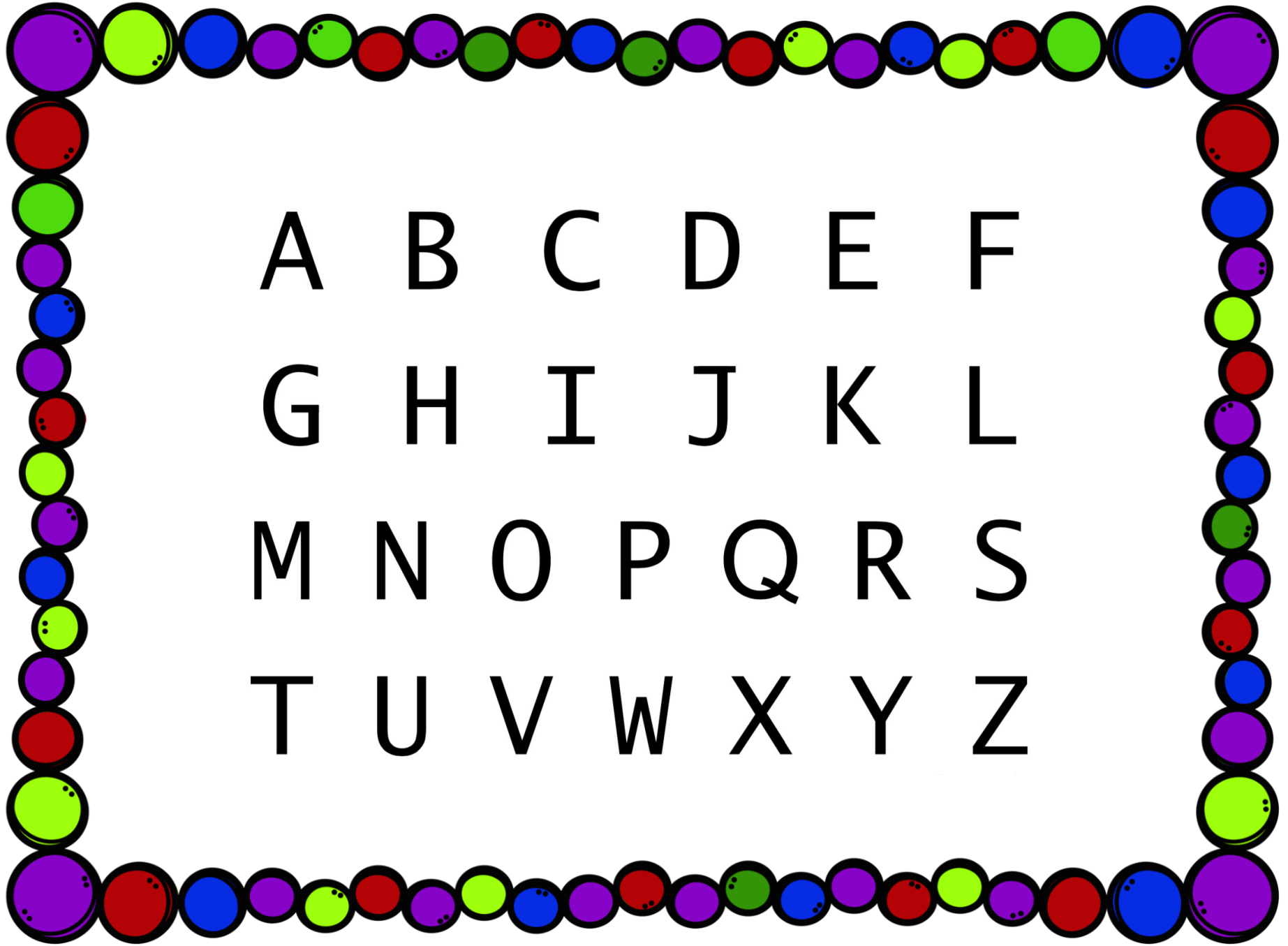
Help your child write his or her name beginning with a capital letter.  
(example: Mary, John)

## \*Number Recognition

Help your child name the numbers 1-10.

## \*Learning How to Tie Shoes

These suggested activities are intended to be ongoing and are not expected to be mastered before school begins. Please make them enjoyable!



A B C D E F  
G H I J K L  
M N O P Q R S  
T U V W X Y Z




a b c d e f

g h i j k l

m n o p q r s

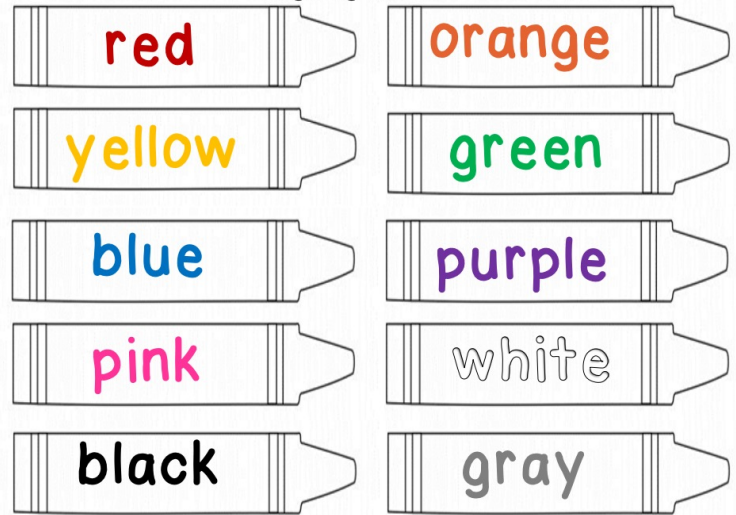
t u v w x y z

Name \_\_\_\_\_




Created by Josie's Place

### COLORS



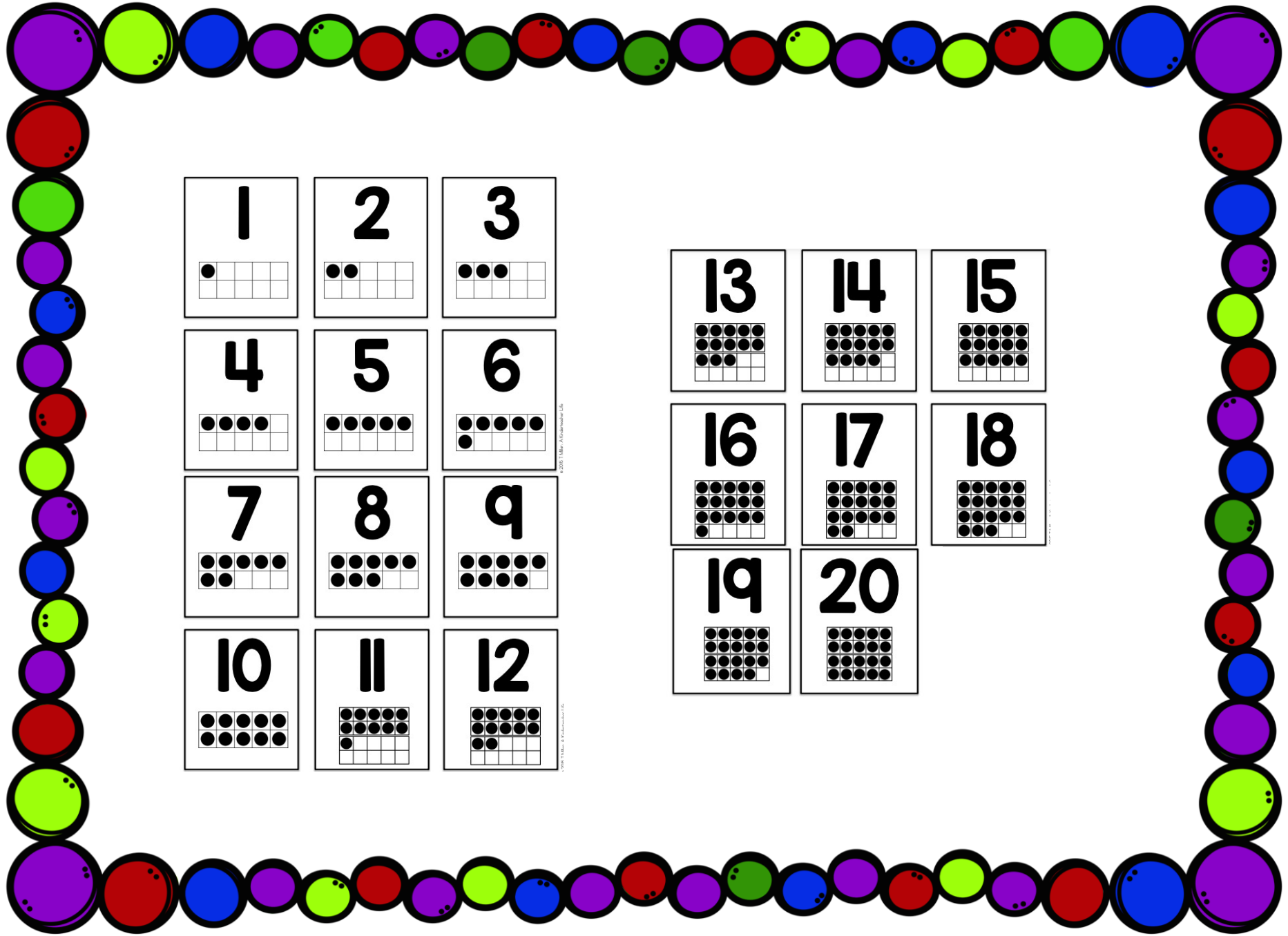
Created by Josie's Place



I can write my name!

Handwriting practice lines consisting of two sets of three horizontal lines each: a solid top line, a dashed middle line, and a solid bottom line.





<b>1</b> 	<b>2</b> 	<b>3</b> 
<b>4</b> 	<b>5</b> 	<b>6</b> 
<b>7</b> 	<b>8</b> 	<b>9</b> 
<b>10</b> 	<b>11</b> 	<b>12</b> 

<b>13</b> 	<b>14</b> 	<b>15</b> 
<b>16</b> 	<b>17</b> 	<b>18</b> 
<b>19</b> 	<b>20</b> 	

©2013 Taina A. Kucharska Ltd.





## School Supply List for Kindergarten 2022-2023:

Here is our school supply list for this year! The list, as a whole, can be purchased as a kit from [www.1stdayschoolsupplies.com](http://www.1stdayschoolsupplies.com) (enter school zip code **36832**). The kit will be shipped to RES. If you choose to purchase your supplies locally, please do not write your child's name on his/her supplies. Thank you!

- |   |                                      |
|---|--------------------------------------|
| 1 pack of white copy paper                          | 1 pack of white cardstock            |
| 2 large pink erasers                                | 1 - 2" three-ring white binder       |
| 4 boxes of crayons (24ct)                           | 1 black dry erase marker             |
| 1 – 12pk of glue sticks                             | 1 bottle of liquid glue              |
| 1 pair of kid scissors (5 in. blunt)                | 1 pack of thick markers (10 ct.)     |
| 1 pack of thin markers (10 ct.)                     | 2 boxes of sharpened pencils         |
| 1 pack of watercolor paint (tray with brush)        | 1 child sized headphones             |
| 8 plastic folders with pockets and prongs<br>green) | (2 of each color: red, yellow, blue, |



# Homework for Parents

You can help by:

Teaching your child to dress himself/herself & tie his/her shoelaces

Teaching your child to care for himself/herself when using the restroom

Teaching your child to listen when others speak

Teaching your child his/her full name

Teaching your child how to open lunch box, snacks and water bottles

Requiring your child to put away toys during pick-up time

Reading to your child and talking to them about what you read

Having a special place to put your child's artwork and papers

Giving your child simple jobs such as helping you at home

Helping your child follow directions by giving only one direction at a time